

Wheelchair Tennis

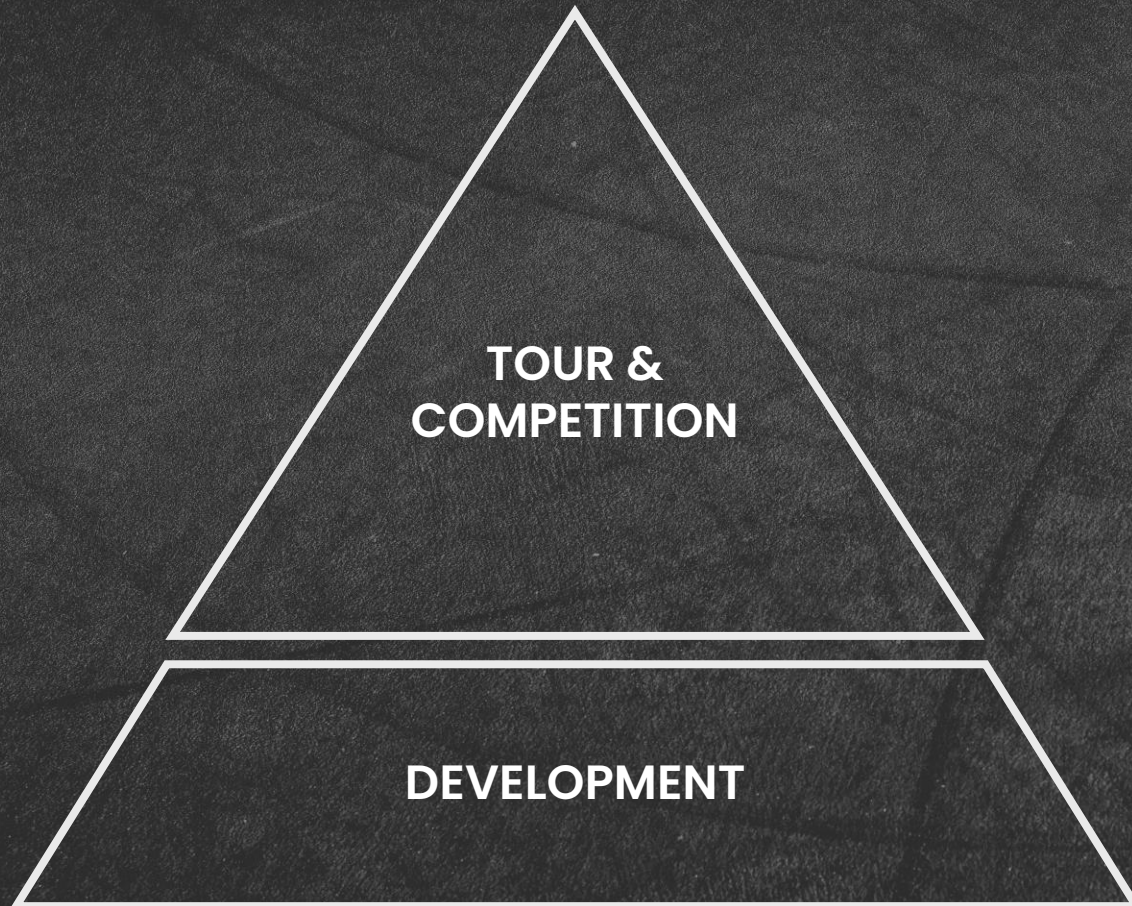
**Player Update
September 2025**

Our Typical Player Profiles

Recognising the needs & motivations of typical players
– to inform our competition pathway structure



Player Profiles



**TOUR &
COMPETITION**

DEVELOPMENT

Pro

Full-time

Competes to achieve success and prize money

Pro-aspiring

Full-time

Competes to develop into a Pro

International

Part-time

Competes for enjoyment/to attain some success

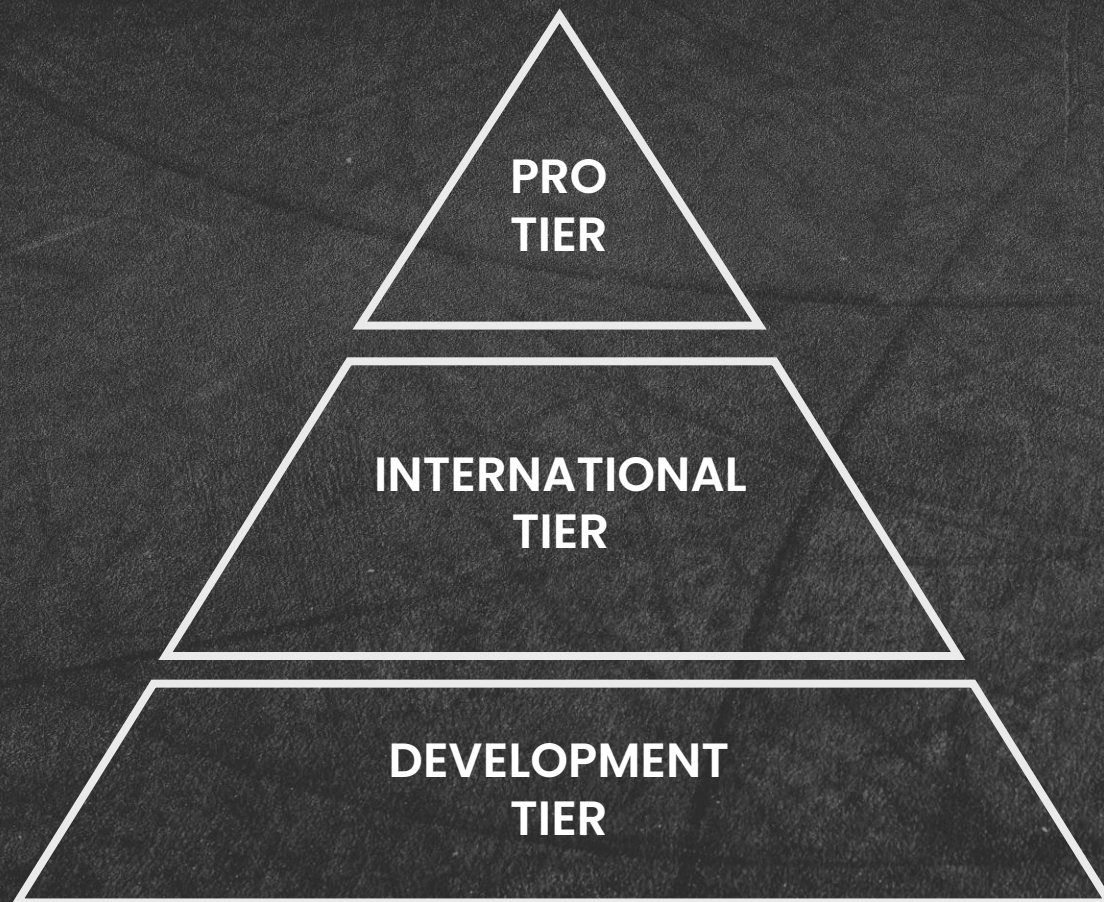
Participant

Part-time

Plays/competes for fun, health, social

Our Tour Goals (2026+)

Re-model Competition Pathway



Launch Premier Tier
for pro & pro-aspiring players

Ensure relevant player opportunities
for international & pro-aspiring players

Lower barriers to compete
for new & developing competitors

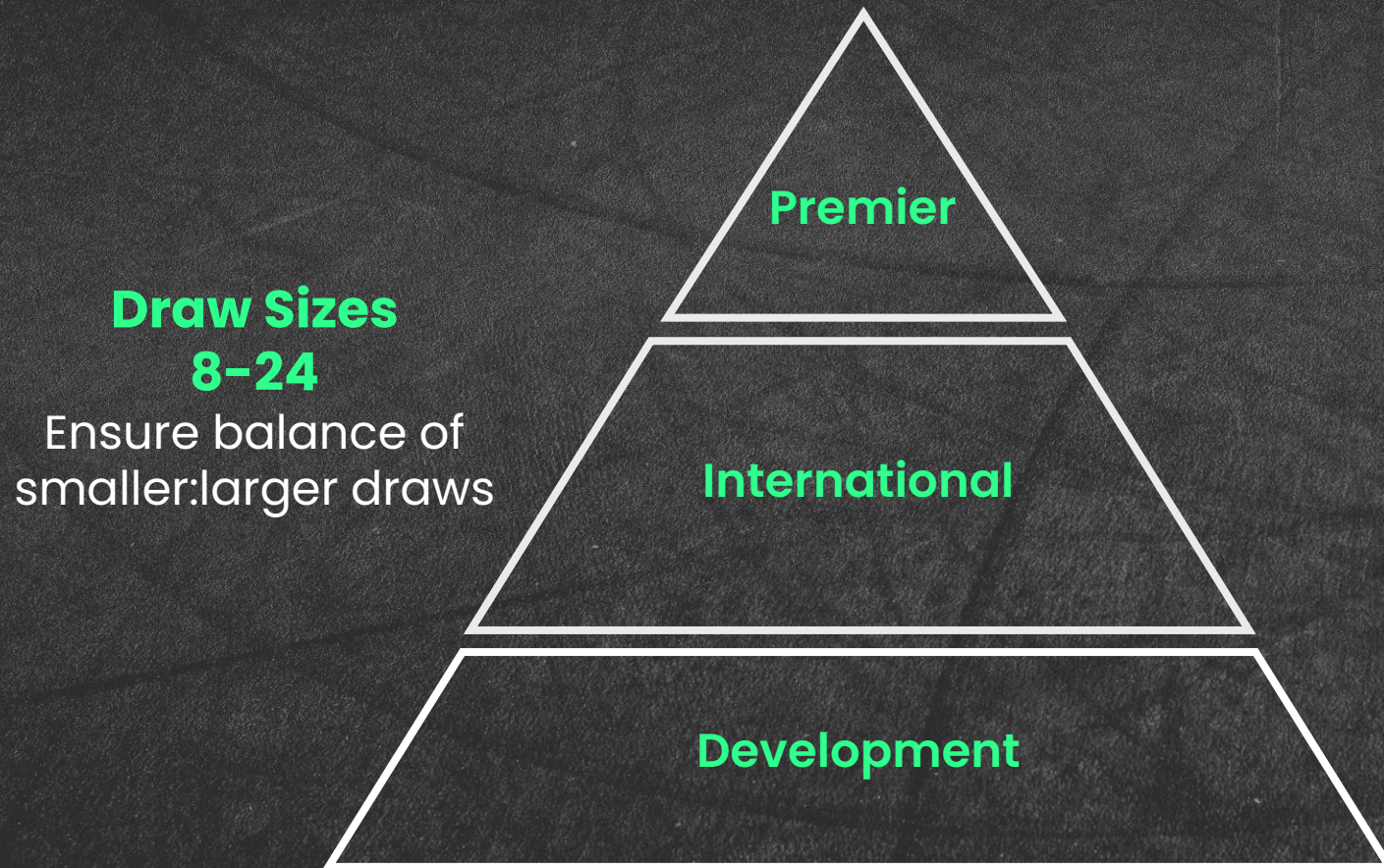
Competition Tier Purpose

To provide a pathway which better serves typical player profiles



Grades & Draw Sizes

Provide calendar flexibility, encourage playing up to improve draw utilisation, and align to professional tennis nomenclature



Grades* (in development)
Grand Slams / Masters
1000 (SS)
500 (ITF1)
250 (New)
175 (ITF2)
100 (ITF3)
50 (Futures)
25 (New)
<i>Regional & National</i>

Ranking Points

Purpose & Goals of ranking points

- Appropriately reward performances
- Facilitate & encourage progression and ranking churn
- Incentivise players to play up to higher level events
- Produce an accurate ranking of players to reflect a consistency of performance
- Deliver consistency and alignment within points tables where possible (e.g. across divisions)

Ranking Points

Summary of current issues identified:

- Incentivises players to play down rather than up
- Low draw utilisation
- Point variation between divisions for same grade/draw size
- Round-by-round increases are not consistent

Principles applied to develop New Ranking Points Tables:

- Utilise ATP/WTa/ITF WTT models – relationships between grades & round by round
- Recognise the specific eco-system of WT (population, draw sizes)
- Incentivise and reward playing up inc. 1st Rnd loser points at higher grades, qualification points
- Improved competitiveness and meritocracy
- Align points levels with typical player profiles and tiers

Ranking Points

		Main Draw							Qualifying				
	Grade	Draw Size	Winner	RU	SF	QF	R16	R24	Q Win	Q F Rnd	Q3 ¹	Q2 ²	Q1
Premier Tier	GS	16	1200	780	480	240	120~			60^	30^	15^	
		8	1200	780	480	120~				60^	30^	15^	
	WT1000	24	1000	650	400	200	100	50~		25^	12^	6^	1
		16/12	800	520	320	160	50~			25^	12^	6^	1
	WT500	24	600	390	240	120	60	30~		15^	8^	4^	1
		16/12	525	342	210	105	30~			15^	8^	4^	1
		8	450	295	180	30~				15^	8^	4^	1
	WT250	24	350	228	140	70	35	18~		9^	4^	2^	1
		16/12	300	195	120	60	18~			9^	4^	2^	1
		8	250	163	100	18~				9^	4^	2^	1
International Tier													
	WT175	24	200	130	80	40	20	1	10	5^	3^	2^	1
		16/12/8	175	114	70	35	1		10	5^	3^	2^	1
	WT100	24	100	50	25	14	7	1	4	2^	1	1	1
		16/12/8	85	43	22	11	1		4	2^	1	1	1
	WT50	32/24	50	25	14	8	4	1	2	1	1	1	1
De v.													
	WT25	32/24	25	13	7	4	2	1	2	1	1	1	1
		16/12/8	23	12	6	3	1		2	1	1	1	1

Countable events: 12 men/women and 10 quads

Ranking Points Second Draw

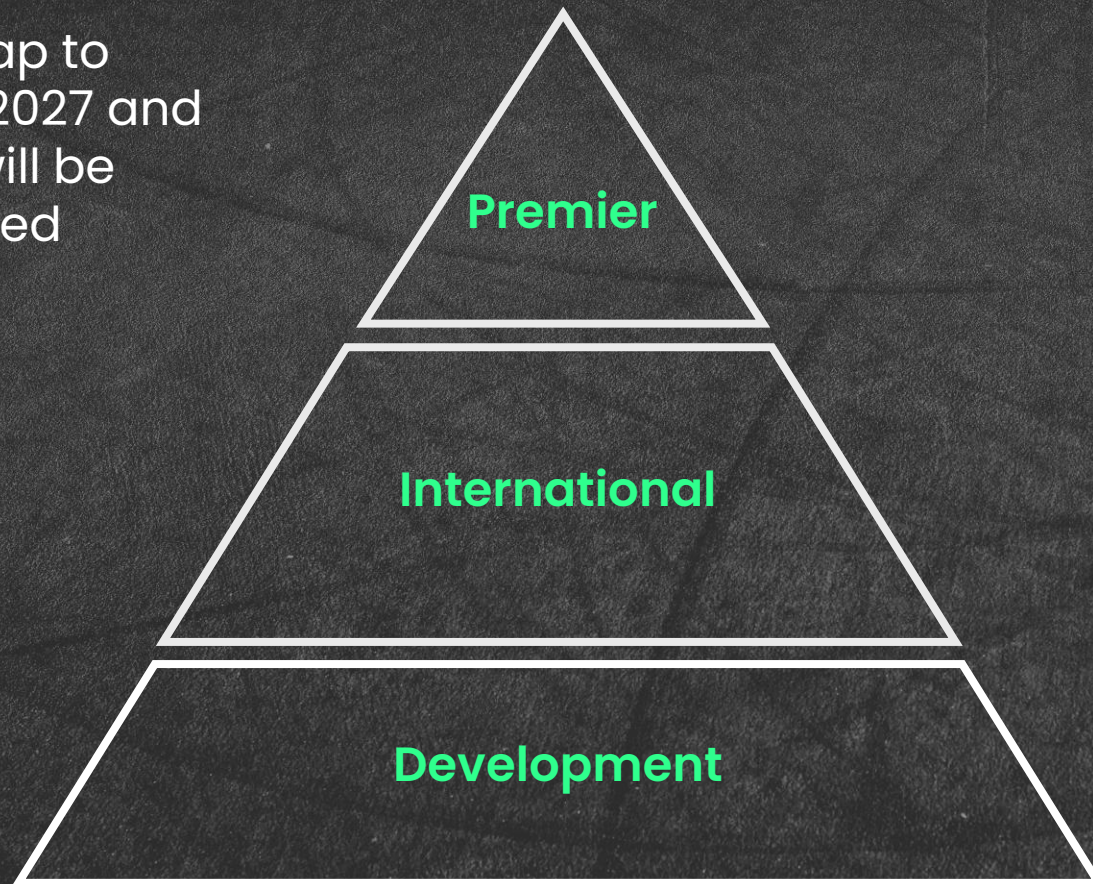
Grade	Main Draw	W	RU	SF	QF	R16	R24
WT175	24/32	20	10	5	3	2	1
	8/12/16	18	9	5	3	1	
WT100	24/32	7	4	3	2	1	1
	8/12/16	6	3	2	1	1	
WT50	24/32	4	3	2	1	1	1
	8/12/16	3	2	1	1	1	
WT25	All draw sizes (8-32)	3	2	1	1	1	1

Ranking Points Consolation Draw

Grade	Draw Size	W	RU
WT175	16	10	5
	8	8	4
WT100	16	4	2
	8	3	2
WT50	All draw sizes	3	2
WT25	All draw sizes	2	1

Prize Money

A roadmap to changes for 2027 and beyond will be published



Grades* (in development)	Min PM (2026)
Grand Slams / Masters	TBA
1000 (SS)	\$45K
500 (ITF1)	\$32K
250 (New)	\$32K
175 (ITF2)	\$22K
100 (ITF3)	\$14K
50 (Futures)	\$3K
25 (New)	\$1K